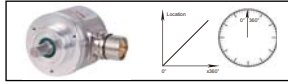


Montageanleitung Vollwellengeber

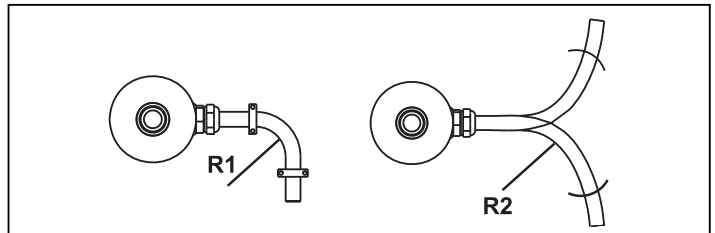
Assembly instructions shaft encoder



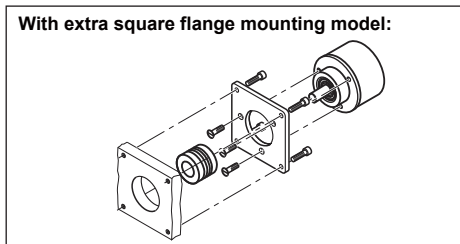
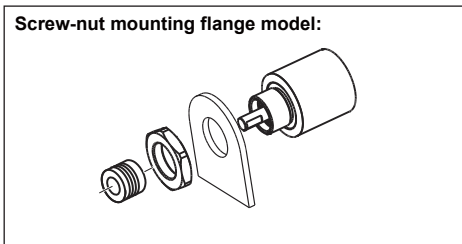
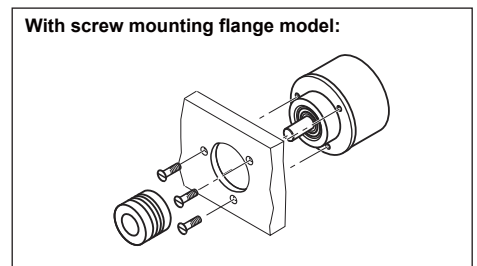
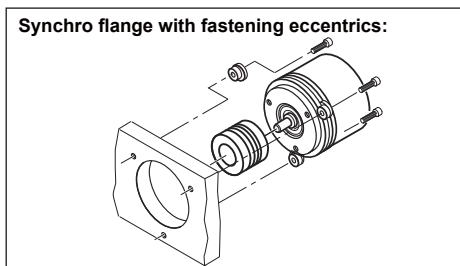
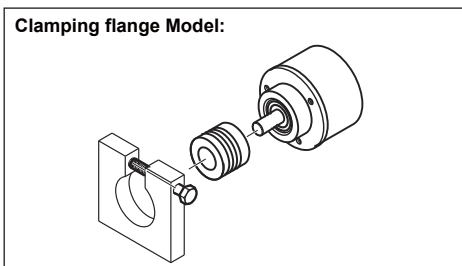
-40 °C ... +85 °C / 1Vss: -20 °C ... +80 °C
 -40 °C...+90 °C

Montage nur qualifiziertes Personal
 Assembly only qualified personnel

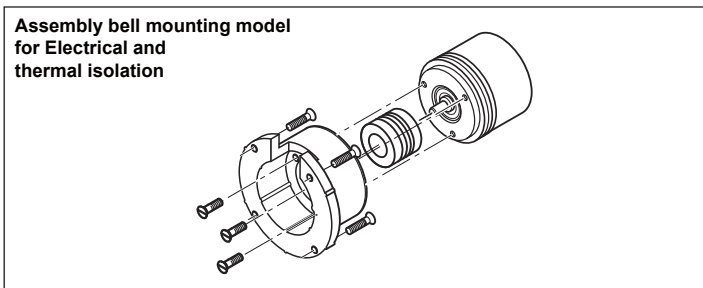
DIN EN 100015-1



Kabel ø cable	R1	R2	Temperatur Temperature
≤ 7 mm	31,5 mm	94,5 mm	T > -20 °C (-4 °F)
> 7 mm	41,5 mm	124,5 mm	T > -20 °C (-4 °F)
≤ 7 mm	46,5 mm	139,5 mm	T > -40 °C (-40 °F)
> 7 mm	62,3 mm	186,9 mm	T > -40 °C (-40 °F)



– Drehgeber und Antriebsgerät nicht an Wellen und Flanschen starr miteinander verbinden. Benutzen Sie grundsätzlich eine Kupplung.
 – Do not connect encoder and drive rigidly to one another at shafts and flanges. Always use a coupling .



Gewinde (8.8) Screw thread,	Empfohlenes Anzugsdrehmoment Recommended starting torque
M3	1 Nm
M4	2 Nm
M5	3 Nm
M6	6 Nm
Mutter, Screw nut, M20x1,5	8 Nm

$L \leq L_{MAX}$

Interface	L _{MAX}
CMOS/TTL Parallel	2m
PushPull Parallel	100m
SSI	up to 1000m
RS422/RS485	1000m
4...20 mA analog	200m
Fieldbus	Depends baud rate

* Contactation detail, please see the corresponding interface introductions.

Hein Lanz GmbH
 Tel: +49 (0) 761 3841 3864
 Fax: +49 (0) 761 3841 3865
 E-mail: service@heinlanz.com
 Website: <http://www.heinlanz.com>